

NexGen TECHNOLOGY FOR ESTIMATION OF IN SITU STRESS IN ROCK MASS VIS-À-VIS APPLICATION OF HYDRO FRACTURING TECHNIQUES IN INDIAN SITES

Dr Singam Jayanthu

*Professor, Mining Engg Department, National institute of Technology , Rourkela-563 117

Abstract.

In the present paper, an acoustic emission trend in the Kaiser effect of rocks was studied and possibility of its application in the estimation of in-situ rock mass stress was explored. Most commonly used hydrofracturing techniques are applied in several tunneling and hydroelectric project sites of India and estimated in situ stresses are compared with the results of acoustic emission techniques on rock samples from the field sites as a part of Ministry of Mines sponsored Science and technology Project for the first time in India. Several methods have been proposed for estimating in- situ stress in the laboratory from rock core samples collected from the boreholes. Among them, Acoustic Emission (AE) method based on Kaiser Effect is the simplest. Conventionally, in-situ stress is estimated by plotting cumulative events versus stress. The change in the slope of the curve is an indicator of the Kaiser stress. In the present study, bore hole drilled samples from five sites were investigated in the laboratory by AE method for which the in-situ stress was already measured by hydrofracturing method. A plot of cumulative events versus stress indicated three types of trend and is named as Type 1, 2 & 3. It is easy to identify the Kaiser stress if the trend is of Type 1. Type 2 & 3 trends do not show any perceptible change in the slope of the curve and it is impossible to identify the Kaiser stress. Since most of the samples showed Type 2 & Type 3 trend, to estimate the Kaiser stress, other AE parameters namely ring down count; energy and absolute energy of the events were used. Among these parameters, absolute energy plot showed more significant change in the slope, and hence preferred for identification of the Kaiser stress.

I. INTRODUCTION

In-situ stress is one of the essential input parameter into models for underground design and stability analyses. A number of techniques have been proposed and developed to determine in- situ stress. The actual measurement of the stress is not an easy task and all suffer from limitations. The established techniques such as the over coring and the hydraulic fracturing methods are not only expensive and time-consuming, but also are not suitable for measuring the in-situ stress at depth in remote regions. Alternatively, several methods have been proposed for estimating in- situ stress in the laboratory from rock core samples collected from the boreholes; AE method (Kanagawa *et al.* , 1977; Yoshikawa and Mogi, 1981, 1989),

differential strain analysis (Simmons *et al.*, 1974) or differential strain curve analysis (Ren and Roegiers, 1983), anelastic strain recovery method (Teufel, 1982; Wolter and Berckhermer, 1989), and deformation rate analysis (Yamamoto *et al.*, 1990). Among them, Acoustic Emission (AE) method based on Kaiser effect is the simplest and inexpensive. A rock core from an underground site is used in determining the past stress history.

The Kaiser effect can be defined as the stress level at which acoustic emission does not occur until the stress exceeds the previously applied maximum stress. It is also defined as the recollection of the maximum previous stress, which a rock was subjected in situ. This stress is identified as in-situ stress of the rock mass. This technique has been developed and tried by various researchers with the aim of providing a practical technique of estimating the in-situ stress in the laboratory (Hardy *et al.*, 1985, 1992 and Lavrov, 2003).

Conventionally , the Kaiser stress is identified by plotting cumulative AE events Vs. stress. A change in the slope of the curve is an indicator of the Kaiser stress. However, the experiments carried out at NIRM laboratory did not show any such perceptible change to identify the Kaiser stress. Therefore, AE results were analysed using other AE parameters such as ring down count, energy, and absolute energy of the events for identifying the Kaiser stress. The in-situ stresses estimated by the Kaiser method were compared with the stress measured by hydrofracturing method. The details of the experimental study are presented along with a new method of evaluation of Kaiser stress.

II. LABORATORY INVESTIGATIONS

Bore hole drilled cores from five sites were chosen for the investigation because of availability of the in-situ stress values by hydrofracturing method. Test samples were prepared keeping the length to diameter ratio of 2.5 and loaded at a rate of 0.05 MPa/s up to about 50 MPa using the MTS compression-testing machine. The diameter of the samples varied from 54 mm to 60 mm. Wide band sensor (100kHz-1000kHz) was used for recording the Acoustic emissions.

In the present investigation, highly advanced PC based AE system from M/s Physical Acoustics Corporation, U.S.A., was used. The trade name of the AE system is MISTRA's (Massively Instrumented Sensor Technology for Received Acoustic Signals) (Users manual, 2001). The MISTRAS system is a fully digital, multi channel, computerized, acoustic emission system that performs AE waveform and signal measurement and stores, displays and analyzes the resulting data. Sample was placed between the platens of the MTS compression-testing machine and loaded at a rate of 0.05 MPa/sec. All the AE data are stored in the computer and analysed. Figure 1 shows the photograph of the experimental arrangement at NIRM laboratory (NIRM, 2005). Conventionally, Kaiser stress is determined by subjecting a sample to two cycles of loading (Seto et al, 1998). In the first cycle, the sample is loaded to stress level to remove the AE events due to crack closure, pore collapse, crack propagation etc. The AE events due to these activities have amplitude less than 50 dB. In the second cycle, the sample is loaded to a stress level greater than the first cycle stress. In the second cycle, low amplitude events of first cycle, in general, do not appear again. This approach of determining the in-situ stress may have serious drawbacks. Application of stress in the first cycle may appear as memorized stress in the second cycle. There is no clear procedure to what stress level the sample has to be subjected in the first cycle.

To avoid the ambiguity in the present study, the following method was adopted under uniaxial compressive stress conditions for conducting the experiment in the laboratory:

- a. Since, the samples belong to depth covers within 500 m, it is assumed that the maximum stress would not exceed 50 MPa. In view of this, the samples were loaded only once up to about 50 MPa and Acoustic emissions were recorded. In doing so, the question of memorized stress due to more than one cycle of loading does not arise.
- b. Low amplitude events that mask the estimation of Kaiser stress were removed by Graphical filtering method using AE software. Only the AE events greater than 50 dB were considered, whereas lower amplitude events were rejected as noise.

III. ANALYSIS OF THE AE DATA – AN INNOVATIVE APPROACH

Conventionally, in-situ stress is estimated by plotting cumulative events versus stress. The change in the slope of the curve is an indicator of the Kaiser stress. For estimation of insitu stress by Kaiser method, borehole drilled rock samples from five different sites were investigated. A plot of

cumulative events versus stress indicated three types of trend and is named as Type 1, 2 & 3 (Fig 3). Type 1 shows an exponential trend of increase of AE events with increase of stress. Type 2 indicates a linear trend, whereas, logarithmic trend was observed in type 3. It is easy to identify the Kaiser stress if the trend is of Type 1. Type 2 & 3 trends do not show any perceptible change in the slope of the curve and it is impossible to identify the Kaiser stress. In the present study, most of the samples showed Type 2 & Type 3 trend. Therefore, a new method was proposed to estimate the Kaiser stress considering other AE waveform parameters namely; ring down count, energy and absolute energy. The definition of these parameters is given below.

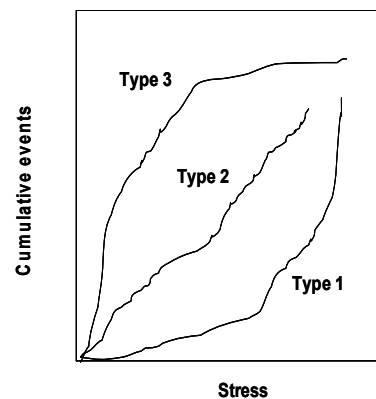



Figure 1. Rock sample with AE sensor
Figure 2. Trend of AE events

Acoustic emission events (AE event) are individual signal bursts produced by local material changes. The nature of AE event is shown in the Figure 3.

Ring Down Count (RDC): RDC is the number of times a signal crosses a preset threshold limit

Acoustic emission activity is attributed to the rapid release of energy in a material. The energy content of the acoustic emission can be related to this energy release and can be measured. "MISTRA"s software calculates two types of energy.

Energy: Energy is the area under the rectified signal envelope as shown in the Figure 3. It is sensitive to amplitude and duration.

Absolute energy: This is not the conventional AE parameter. This value is available in the MISTRA's software. It is calculated as the integral of the squared voltage signal divided by the reference resistance (10 k Ohm) over the duration of the AE waveform packet (Users manual, 2001).

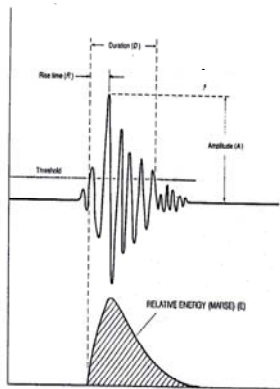


Figure 3. Acoustic emission wave form parameters (Pollock, 1980)

In the present investigation, acoustic emission data is available from five sites. Low amplitude events (< 50 dB) were removed by graphical filtering method. Fig 4 shows the type 1 trend for a typical site, wherein the Kaiser stress could be easily identified. Kaiser stress is easily identifiable by drawing tangents. Kaiser stress is 7.0 MPa and in-situ stress from Hydrofracturing method is 8.59 MPa.

Figure 5 and 6 shows the plot of cumulative event, ring down count, energy and absolute energy versus stress for typical sites showing Type 2 and 3 trends, respectively. For each site all these graphs are shown on the same page to observe the variation in the trend. For estimating the Kaiser stress, the following method was adopted:

Fig 5 shows Type –2 trend for a typical site. In this case, cumulative AE events (Fig 5a) increase with the increase of stress following a linear trend. Although, the variation of slope was apparent in ring down count (Fig 5b) and energy curves (Fig 5c), comparatively more significant variation in the slope of absolute energy curve (Fig 5d) was noticed.

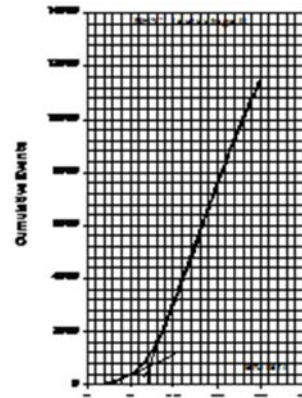


Figure 4. AE parameter plots for site-1

Therefore, the first predominant change in the slope of the absolute energy curve was preferred for identifying the Kaiser stress. The insitu stress estimate by AE method is 16 MPa, and by Hydrofracturing method it was measured as 18.2 MPa.

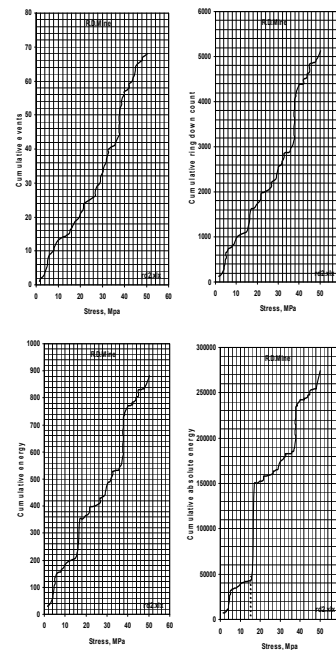


Figure 6. AE parameter plots for site-3

Type –3 trend for atypical site is presented in Fig 6. In this case, initially cumulative AE events increases with the increase of stress up to a certain stress level, beyond which the increase in total number of AE events is reduced (Fig 6a). Ring down counts and energy plots do not show any significant change in the slope of the curve (Fig 6b and 6c). However, absolute energy curve shows a

significant change beyond a stress level, which is considered for estimating the Kaiser stress (Fig 6d). Absolute energy plot shows a significant change in the slope of the curve at about 15 MPa, which is inferred as Kaiser stress. In-situ stress determined by Hydrofracturing method is 14.13 MPa.

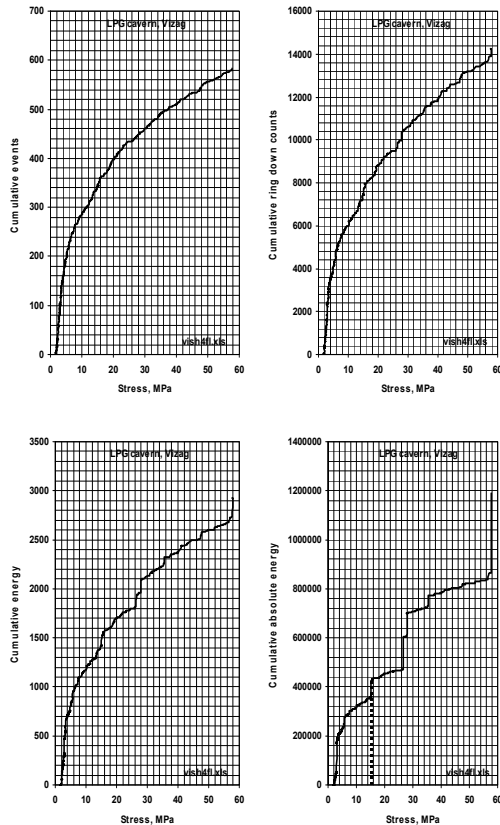


Figure 6. AE parameter plots for

Results from five sites were compared for the value of in-situ stress determined by Kaiser method and Hydrofracturing method (Table 1). For these sites, the difference in the value determined by both the methods is about 2 MPa. Kanagawa et al (1976), and Hyashi et al (1979) reported that the Kaiser method over estimated the insitu stress by about 10 MPa as compared to the value estimated from over-coring method. Whereas, Momeyez and Hassani (1992a, 1992b) stated that the insitu stress estimated by Kaiser method is in agreement with the value obtained by over-coring method. Thus in the present investigations, the insitu stress estimated by both the methods are comparable.

IV. CONCLUSIONS

Detailed laboratory investigations were carried out for estimating the in-situ stress of rock mass using the rock core based on AE method (Kaiser effect). Conventionally, Kaiser stress is estimated by two

cycles of loading. Stress induced in the first cycle may appear as the Kaiser stress in the second cycle. Therefore, in the present study, the sample was loaded once up to 50 MPa and the acoustic emissions were recorded. A plot of cumulative event versus stress from AE data of eight sites indicated three types of trend and is named as Type 1, 2 & 3. It is easy to identify the Kaiser stress if the trend is of Type 1 due to significant change in the slope of the curve. In the present study, most of the samples showed Type 2 & Type 3 trend. These two trends do not show any perceptible change in the slope of the curve, and Kaiser stress could not be estimated. In order to identify the Kaiser stress, besides the AE events, three other parameters namely; ring down count, energy and absolute energy of the events were considered. A plot of cumulative ring down count/energy/absolute energy versus stress showed a change in the slope

Table 1 Comparison of in-situ stress estimated by Kaiser method and Hydrofracturing method

Location of sample	Trend	Kaiser stress (MPa)	In-situ stress from Hydrofracturing method (MPa)	Difference
Site-1	Type 1	7.5	8.59	-1.59
Site-2	Type 2	16	18.28	-2.28
Site-3	Type 3	15	14.13	0.87
Site-4	Type 3	8	9.77	-1.77
Site-5	Type 2	7.0	6.73	0.27

of the curve, which is identified as Kaiser stress. Among these parameters, absolute energy of the events is noticed as a better AE parameter for the estimation of the Kaiser stress. These parameters may be used whenever cumulative events plot show Type 2 or Type 3 trend. In-situ stress estimated by laboratory method was compared with the in-situ value determined by Hydro fracturing method. Data from five sites were compared, and there was a good agreement between the two methods with a maximum difference of 2.28 MPa.

Acknowledgements

Authors gratefully acknowledge the Ministry of Mines, Government of India for sponsoring and providing financial support for this Science and Technology project. The work was carried out during working of the author as Scientist in Fracture mechanics Department at NIRM. Author is thankful to the director and other related Scientists and staff of NIRM for their cooperation

in conducting various experiments in the project. The views expressed in this paper are those of the author and not necessarily of the organization they represent.

References

- [1] A. Heim ,“Untersuchungen über den Mechanismus der Gebirgsbildung”. vol. 2, Basel, 1878.
- [2] Hardy, H.R., Jr. et al (1985), Recent Studies of the Kaiser effect in geologic materials, *Fourth Conference on Acoustic Emission/Microseismic Activity in Geologic Structures and Materials*, Proceedings of Conference held at Pennsylvania State University, October 1985, Trans. Tech Publications, Clausthal, Germany, pp 27-55..
- [3] Hardy, H.R., Jr., and Shen, H.W. (1992), Recent Kaiser effect studies in rock, *Progress in Acoustic Emission VI*, The Japanese Society for NDI, pp 149-157.
- [4] Hayashi, M. (1979), Acoustic Emission to Detect Geostress,. Discussion paper in Thema 2, *Proceedings of the Fourth International Congress for rock Mechanics*, Montreux, Vol. 3. 66
- [5] Kanagawa et al. (1977). Estimation of Spatial Geo-stress Components in Rock Samples using the Kaiser Effect of Acoustic Emission.*Proc. Japan. Soc. Civil Eng.*, **258**: pp 63-75
- [6] Kanagawa, T., M. Hayashi, and Nakasa, H. (1976). . Estimation of spatial geo-stresses in rock samples using the Kaiser effect of Acoustic emission, *Proceedings Third Acoustic Emission Symposium*, Tokyo, Japan, pp 229-248.
- [7] Lavrov. A. (2003), The Kaiser effect in rock: principles and stress estimation techniques, *International Journal of Rock Mechanics & Mining Sciences*, 40, 151-171.
- [8] Momeyez, M., and Hassani, F.P. (1992a), Application of Kaiser effect to measure insitu stresses in underground mines, *33rd US Rock Mechanics Symposium* (Tillerson and Wawersik), pp 979-987.
- [9] Momeyez, M., F.P. Hassani, and H.R. Hardy, Jr. (1992b), Maximum Curvature Method: A Technique to estimate Kaiser-Effect load from Acoustic Emission data,. *Journal of Acoustic Emission*, Vol. 10, No.3/4. pp 61-65.
- [10] NIRM, (2005), Laboratory method of estimating in-situ stress of rock mass by Kaiser effect, 89 , Unpublished Report
- [11] Pollock A A, (1989), Acoustic Emission Inspection, *Metals Hand book*, 9th Edition, Vol. 17, ASM International, USA, pp 278-294.
- [12] Ren, N.K. and Roegiers, J.C. (1983): Differential strain curve analysis-A new method for determining the pre-existing in situ stress state from rock core measurements, *Proc.5th Conf. ISRM*, Melbourne, pp F117-F127.
- [13] Seto et.al. (1998), In-situ stress determination using AE and DRA techniques, *Int.J.Rock Mech. & Min.* 35, No.4-5, Paper no.102
- [14] Simmons,G. ,R.W.Siegfried and Faves, M. (1974): Differential strain analysis: a new metod for examining cracks in rocks, *J.Geophys.Res.*, 79,4383-4385.
- [15] Teufel.L.W. (1982): Prediction of hydraulic fracture azimuth from anelastic strain recovery measurements of oriented core, *Proc.23rd U.S. National Rock Mech.Sym.*, Berkley, CA, pp 238-245.
- [16] Users manual, (2001), MISTRAS, AEDSP-32/16, Physical Acoustics Corporation, USA.
- [17] Wolter K.E. and Breckhemer, H. (1989): Time dependent strain recovery of the core from the KTB-deep drill hole, *Rock Mech. Rock Eng.*, 22, 273-287.
- [18] Yamamoto,K., Kuwahara,Y., Kato,N.,and Hirasawa,T. (1990) ,”Deformation Rate Analysis for in Situ Stress Estimation from Inelastic Deformation of Rock Samples under Uni-axial Compression,” *Tohoku Geophys. Joun.* (Science Rep. Tohoku Univ., Ser. 5), **33**, 127-147.
- [19] Yoshikawa, S. and K Mogi (1981). A new method for estimation of the crustal stress from cored rock samples: laboratory study in the case of uniaxial compression. *Tectonophysics*, **74**, 323-339.
- [20] Yoshikawa, S. and Mogi, K. (1989). Experimental studies on the effect of stress history on acoustic emission activity - a possibility for estimation of rock stress. *Journal of Acoustic Emission*, **8**, No.4, 113-123.
- [21] Mori, Y., 2 Sedlak, P. and 2 Sikula, J. (2006), Estimation of Rock In-situ Stress by Acoustic and Electromagnetic Emission, *Advanced Materials Research Vols. 13-14* (2006) pp 357-362
- [22] A. Lavrov, (2003), , The Kaiser effect in rocks: principles and stress estimation techniques *International Journal of Rock Mechanics & Mining Sciences* 40 151–171 \$
- [23] E. Tuncay, R. Ulusay (2008) Relation between Kaiser effect levels and pre-stresses applied in the laboratory, *International Journal of Rock Mechanics & Mining Sciences* 45 524–537
- [24] A. Lavrova,b,* , A. Vervoorta , M. Weversc , J.A.L. Napierd (2002) Experimental and numerical study of the Kaiser effect in cyclic Brazilian tests with disk rotation, *International Journal of Rock Mechanics & Mining Sciences* 39 287–302