

Transition Metal and external oxidant free visible light assisted dearomatization of biaryl yones: Synthesis of thiocyanated spiro [5.5] trienones

Shantanu Samanta¹ and Dr. Debayan Sarkar²

¹Email: shantanuinemail@gmail.com, National Institute of Technology, Rourkela, India

²Email: debayan81orgchem@gmail.com Indian Institute of Technology, Indore, India

A photoredox catalyzed efficient protocol for the direct insertion of -SCN group onto spiro[5.5]trienone *via* dearomative cascade cyclization of biaryl ynone with inexpensive NH₄SCN has been developed employing 4CzIPN as a potent photocatalyst under blue light irradiation without external oxidant. This scalable 6-*exo*-trig cyclization led to the cascade formation of C-C and C-S bonds and incorporate diverse thiocyanated spiro compounds with excellent yield (up to 92%). Additionally, mechanistic investigation elaborated with fluorescence quenching, cyclic voltammetry, and radical scavenging study. Gram scale synthesis and further functionalization of thiocyanated compound highlighted the potential utility of this methodology.



- Transition metal and external oxidant free
- Photoredox catalysed dearomatization to spiro[5.5] compounds
- Molecular O₂ as sole oxidant, cheap thiocyanation source
- Scalable



Keywords: Photoredox Catalysis; Dearomatization; Thiocyanation; Biaryl Yones.

1. N. Bera, S. Samanta, D. Sarkar *J. Org. Chem.* 2021, 86, 23, 16369–16395

2. N. Bera, BS. Lenka, S. Bishi, S. Samanta, D, Sarkar, *J. Org. Chem.* 2022, 87, 15, 9729–9754

Transition-Metal and External Oxidant Free Photo-redox Catalysed Dearomatization of Biaryl Yones: Synthesis of Thiocyanated spiro[5.5]trienones

Shantanu Samanta and Dr. Debayan Sarkar*, Department of Chemistry, NIT Rourkela

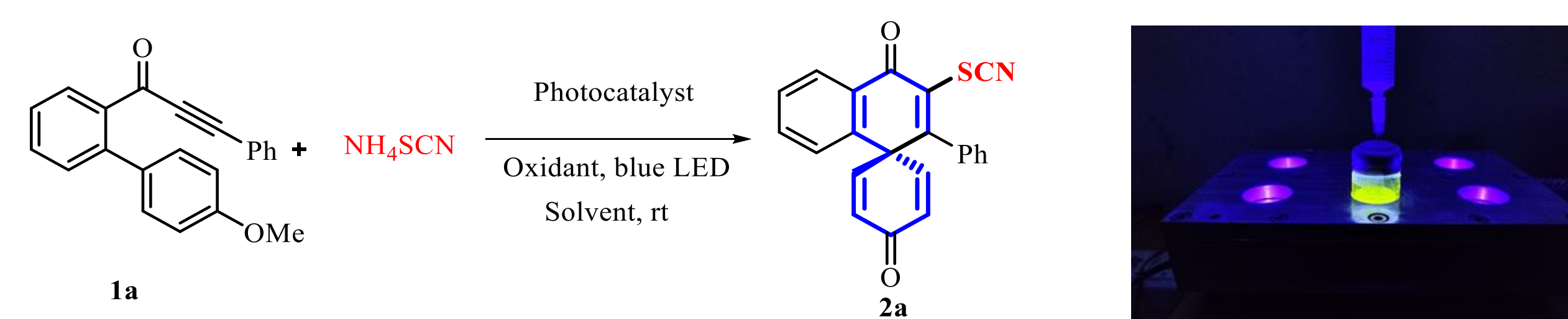
*Department of Chemistry, IIT Indore

Introduction

A photoredox catalyzed efficient protocol for the direct insertion of -SCN group onto spiro[5.5]trienone *via* dearomative cascade cyclization of biaryl ynone with inexpensive NH_4SCN has been developed employing 4CzIPN as a potent photocatalyst under blue light irradiation without external oxidant. This scalable 6-*exo*-trig cyclization led to the cascade formation of C-C and C-S bonds and incorporate diverse thiocyanated spiro compounds with excellent yield (up to 92%). Additionally, mechanistic investigation elaborated with fluorescence quenching, cyclic voltammetry, and radical scavenging study. Gram scale synthesis and further functionalization of thiocyanated compound highlighted the potential utility of this methodology.

Objectives

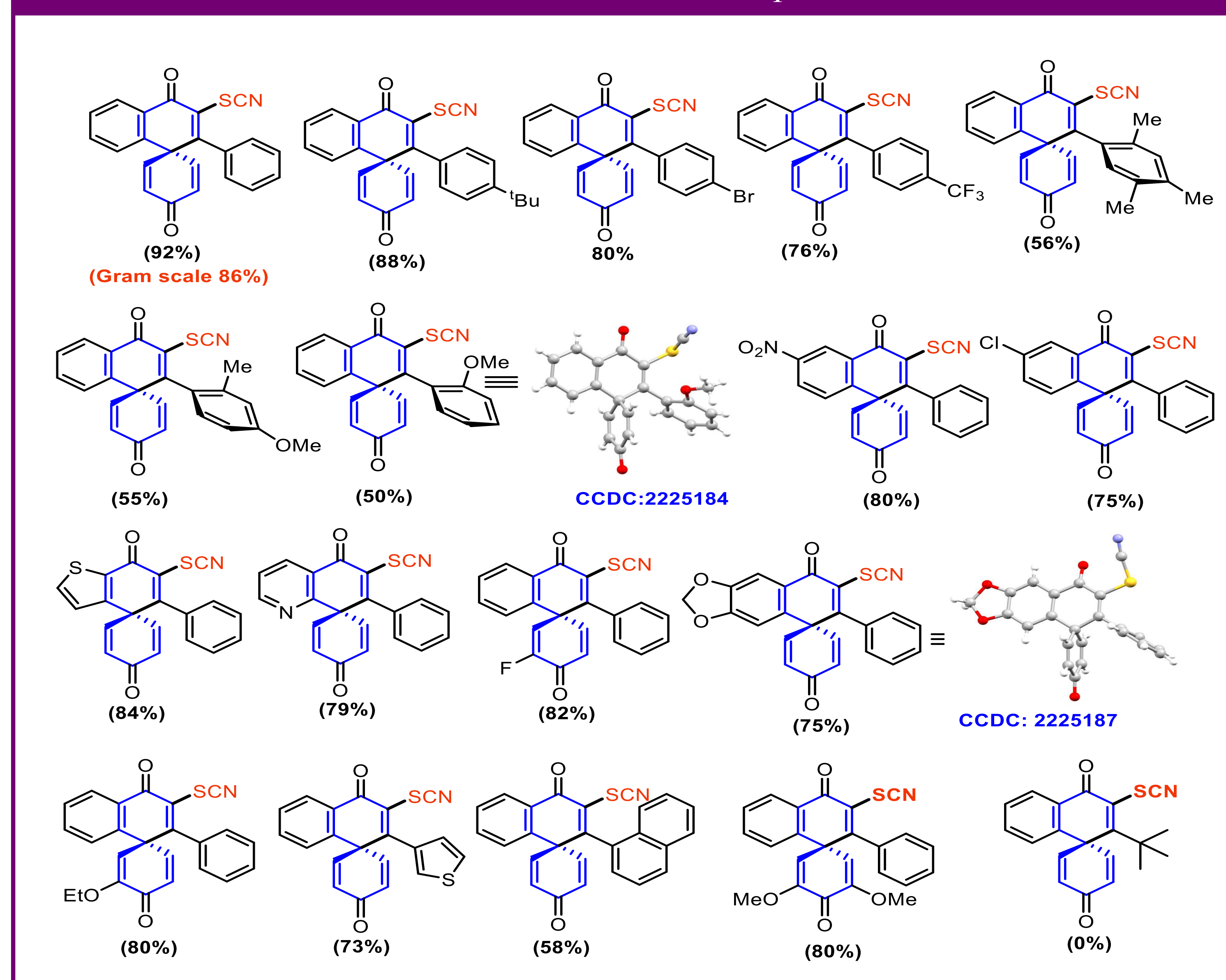
- Transition-Metal and external oxidant free
- Photoredox catalyzed dearomatization to spiro[5.5] compounds
- Molecular O_2 as sole oxidant, cheap thiocyanation source
- Scalable



Entry	Deviation From Standard Condition	Yield of 2a (%)
1.	None	92
2.	Only MeCN	40
3.	DCE, DCM, 1,4-Dioxane	35,40,75
4.	DMF, DMSO	N.R
5.	Open Air instead of O_2 balloon	20
6.	$\text{K}_2\text{S}_2\text{O}_8$, TBHP, BPO instead of O_2 balloon	70, N.R, N.R
7.	Eosin Y, Eosin B, RFTA instead of 4CzIPN	20,50,65
8.	427 nm blue LED instead of 456 nm blue LED	37
9.	In dark or sunlight	N.R
10.	Without 4CzIPN	Traces

Table 1, Standard Condition: **1a** (0.2 mmol), NH_4SCN (0.6 mmol, 3 equiv), 4CzIPN (5 mol%), O_2 as oxidant, MeCN:H₂O (2.6 ml, 25:1) as a solvent, at room temperature under the irradiation of 10 W blue LED ($\lambda_{\text{max}} = 456 \text{ nm}$).

Selected Substrate Scope



Results/Findings

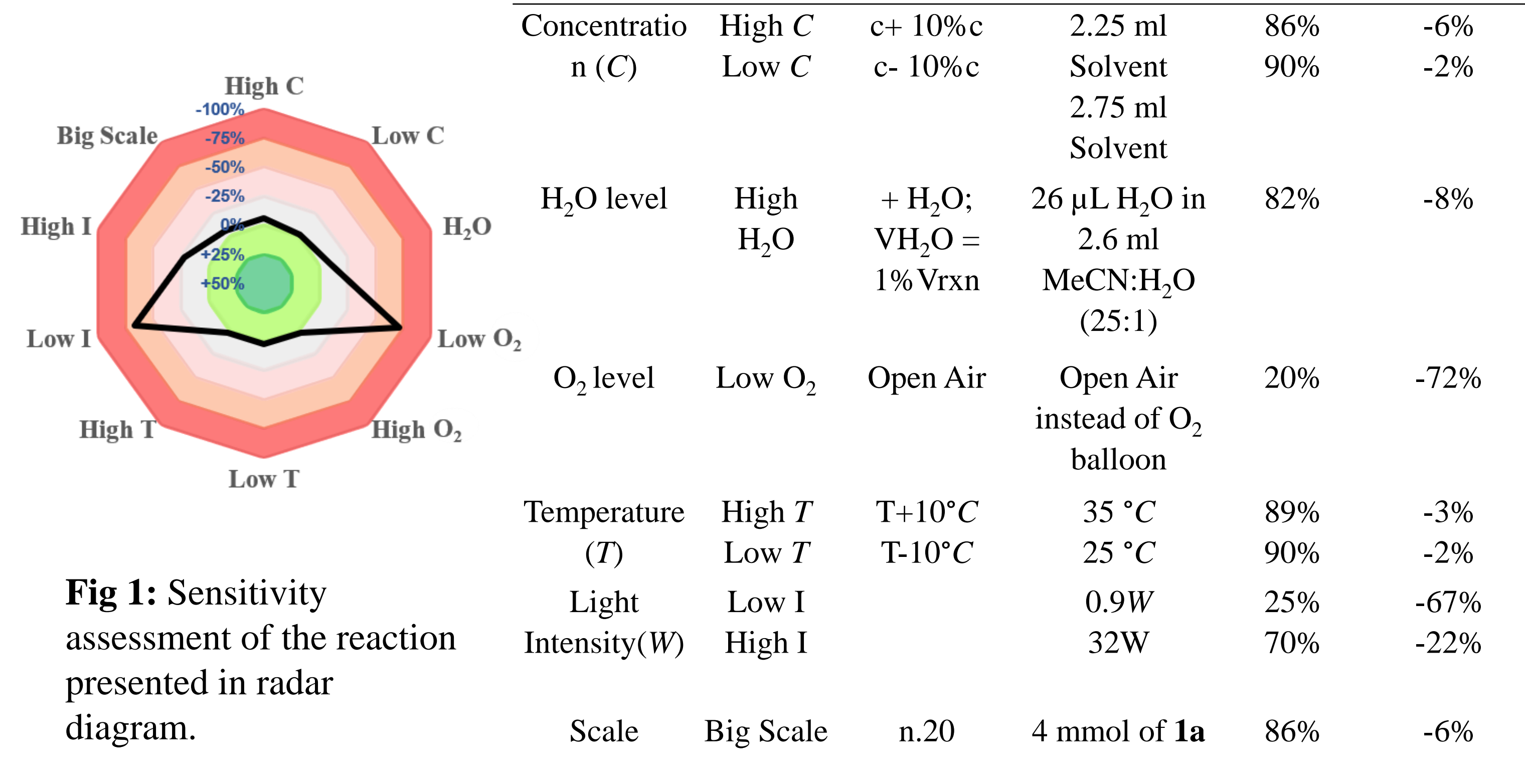


Fig 1: Sensitivity assessment of the reaction presented in radar diagram.

Table 2 : Sensitivity assessment of this reaction.

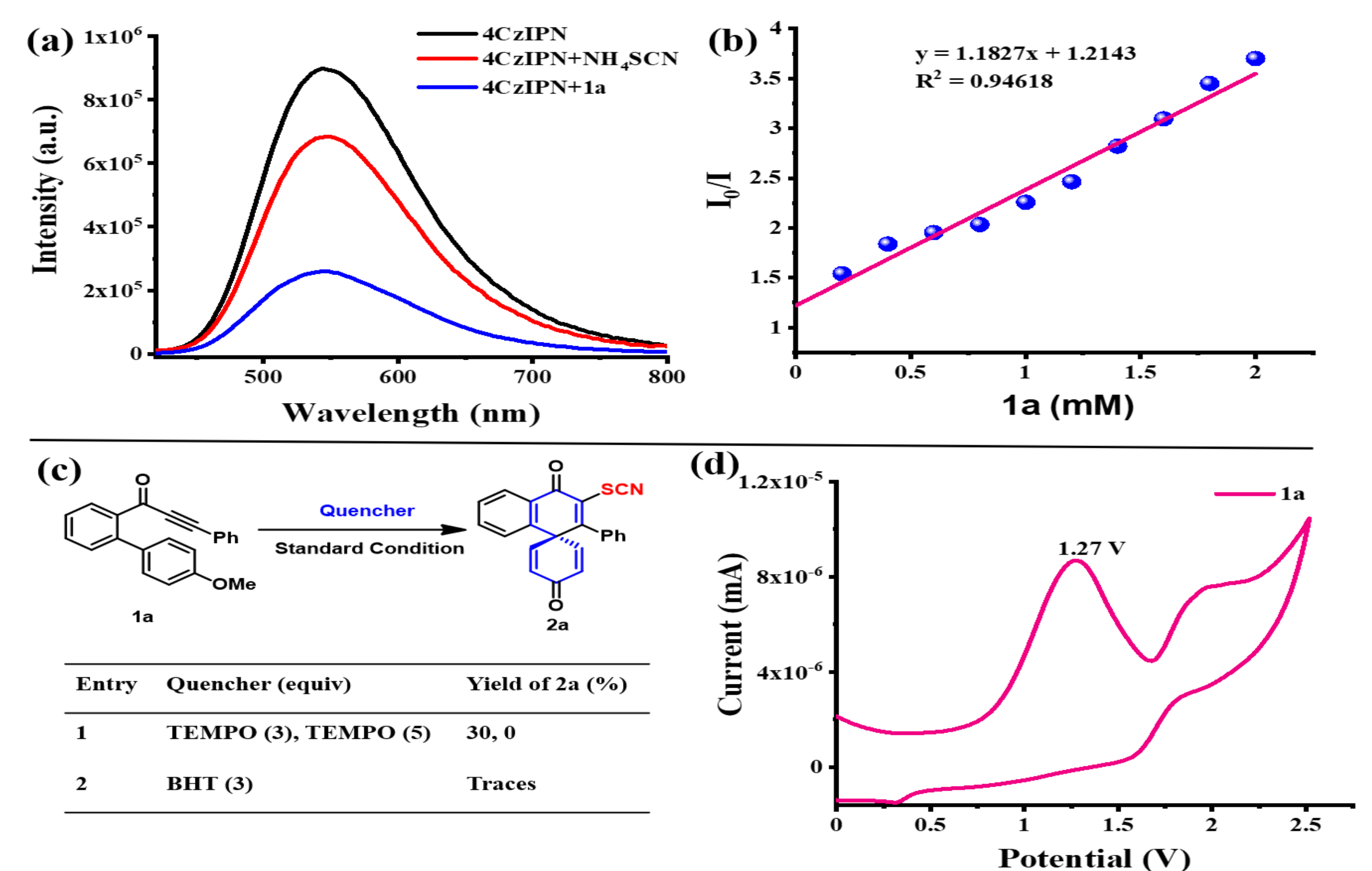
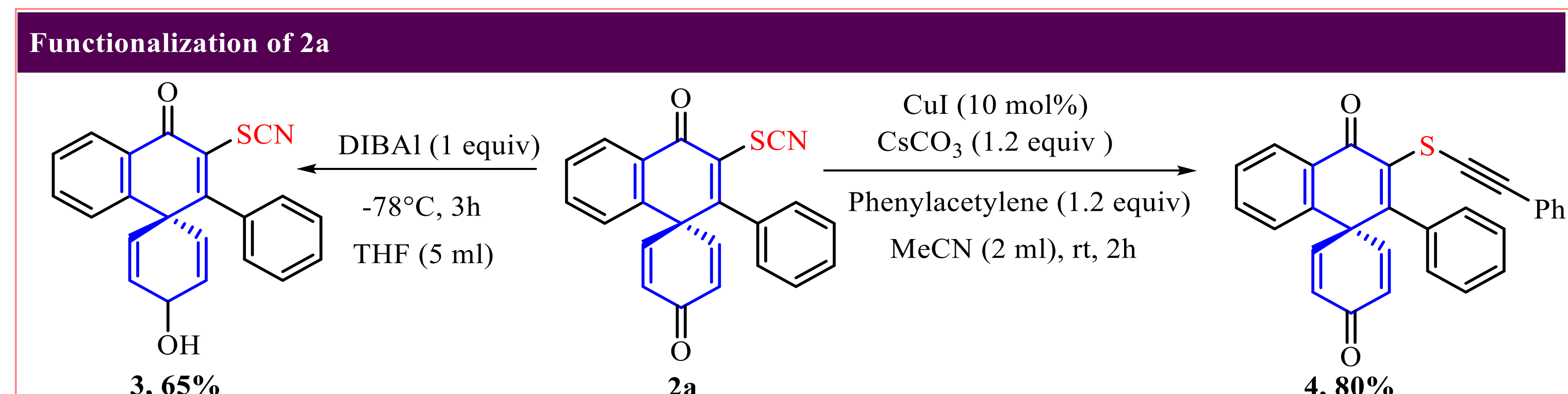
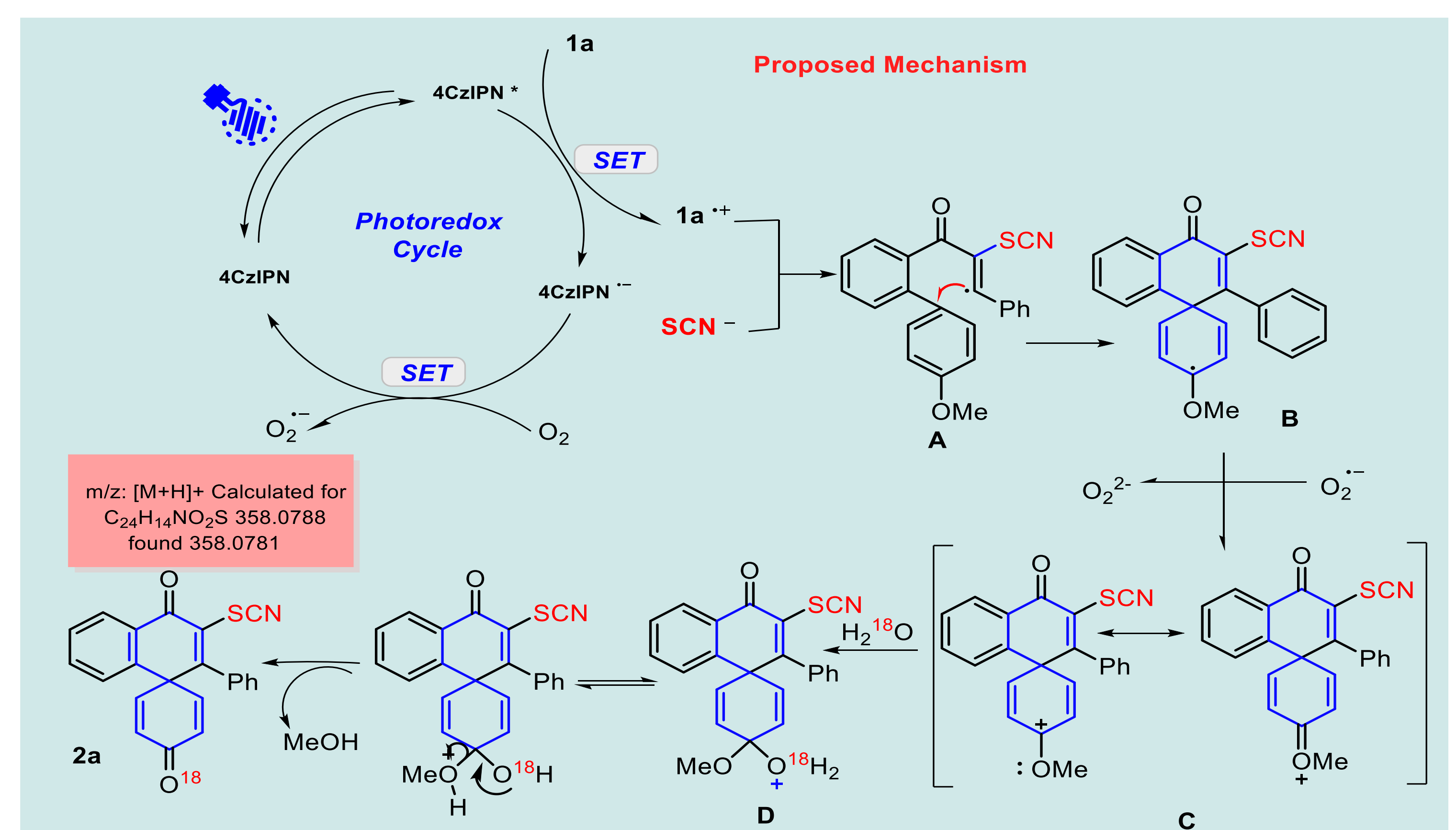


Fig 2: (a) Luminescence quenching: $4 \times 10^{-4} \text{ M}$ solution of 4CzIPN is excited at 378 nm in anhydrous MeCN (b) Stern-Volmer plot (c) Radical quenching experiment (d) Cyclic-voltammogram of **1a**



Conclusion

Herein, using 4CzIPN as a visible light photocatalyst via radical-initiated 6-*exo*-trig cyclization, we created a practical technique for the synthesis of thiocyanated spiro[5.5]trienones from **1** and NH_4SCN using molecular oxygen as green oxidant. Great advantage of this methodology includes diverse substrate scope, one-pot easy scalability and high efficiency. Importantly, we were able to demonstrate that the formation of the C-C and C-S bonds occurred in a cascade fashion. The spirocyclic motifs generated would be functionalised further to accomplish the synthesis of biologically important motifs.

Bibliography

1. N. Bera, S. Samanta, D. Sarkar *J. Org. Chem.* 2021, 86, 23, 16369–16395
2. N. Bera, B.S. Lenka, S. Bishi, S. Samanta, D. Sarkar, *J. Org. Chem.* 2022, 87, 15, 9729–9754

Acknowledgements:

DS thanks SERB, Department of Science and Technology (DST), Government of India (Grant Nos.EEQ/2020/000463, NIT Rourkela and IIT Indore for instrument facility and funding support.

